
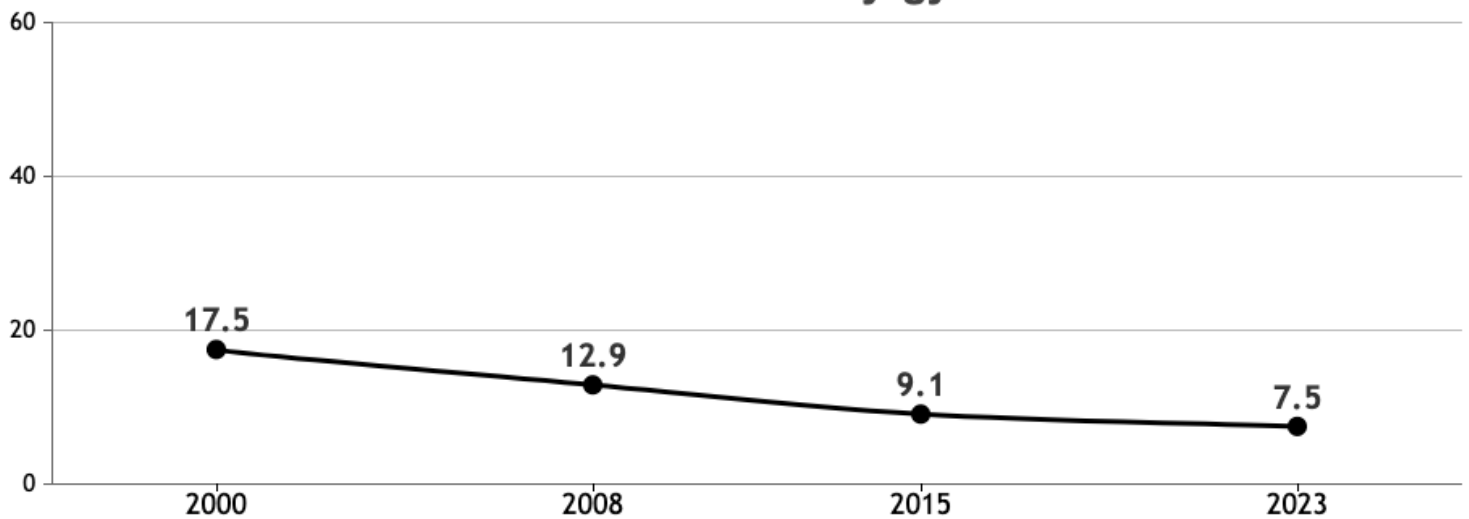


GLOBAL HUNGER INDEX 2023: KYRGYZSTAN

In the 2023 Global Hunger Index, Kyrgyzstan ranks **38th** out of the 125 countries with sufficient data to calculate 2023 GHI scores. With a score of **7.5**, Kyrgyzstan has a level of hunger that is *low*.



GHI Score Trend for Kyrgyzstan



NOTE: Data for GHI scores are from 1998–2002 (2000), 2006–2010 (2008), 2013–2017 (2015), and 2018–2022 (2023).

ABOUT THE GLOBAL HUNGER INDEX

The Global Hunger Index is a peer-reviewed annual report, jointly published by Concern Worldwide and Welthungerhilfe, designed to comprehensively measure and track hunger at the global, regional, and country levels. GHI scores are calculated each year to assess progress and setbacks in combating hunger. The GHI is designed to raise awareness and understanding of the struggle against hunger, provide a way to compare levels of hunger between countries and regions, and call attention to those areas of the world where hunger levels are highest and where the need for additional efforts to eliminate hunger is greatest. This country profile is based on data and information from the 2023 Global Hunger Index.

For more information please see the 2023 Global Hunger Index at www.globalhungerindex.org

Publication date: October 2023

CONCERN
worldwide

WELT
HUNGER
HILFE

GLOBAL HUNGER INDEX 2023: KYRGYZSTAN

The Global Hunger Index (GHI) is a tool for comprehensively measuring and tracking hunger at global, regional, and national levels. GHI scores are based on the values of four component indicators:



Undernourishment: the share of the population with insufficient caloric intake.



Child wasting: the share of children under age five who have low weight for their height, reflecting *acute* undernutrition.

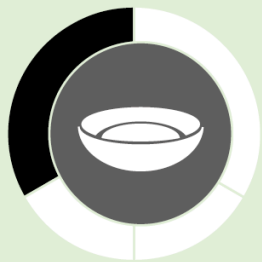


Child stunting: the share of children under age five who have low height for their age, reflecting *chronic* undernutrition.



Child mortality: the share of children who die before their fifth birthday, partly reflecting the fatal mix of inadequate nutrition and unhealthy environments.

These four indicators are aggregated as follows:



1/3

Undernourishment

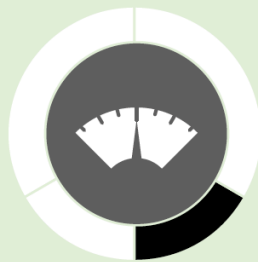
+



1/6

Child stunting

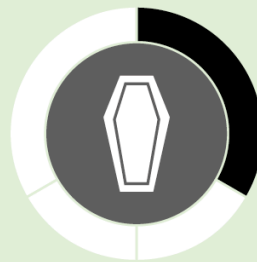
+



1/6

Child wasting

+



1/3

Child mortality

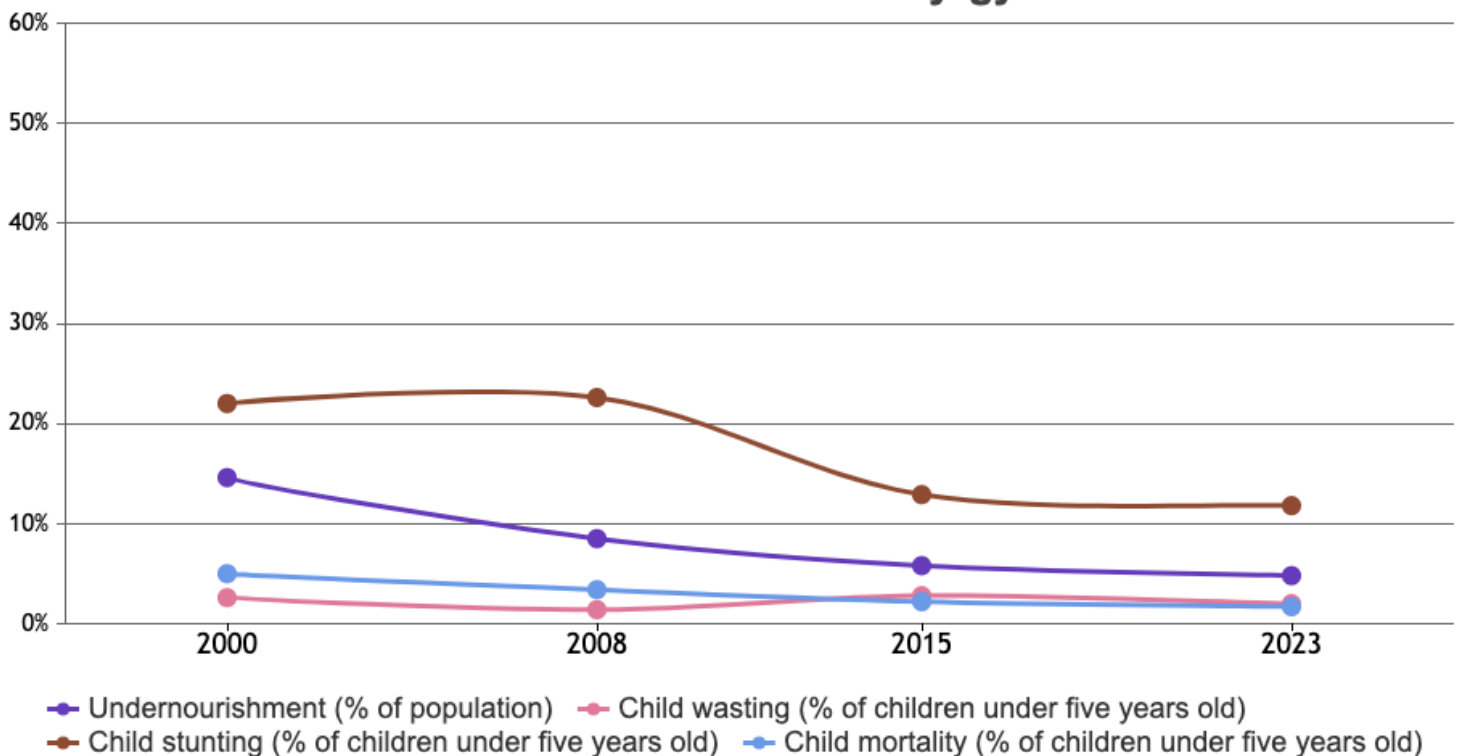
=



**GHI
SCORE**

Note: All indicator values are standardized.

Trend for Indicator Values - Kyrgyzstan



NOTE: Data for child stunting and child wasting are from 1998–2002 (2000), 2006–2010 (2008), 2013–2017 (2015), and 2018–2022 (2023). Data for undernourishment are from 2000–2002 (2000), 2007–2009 (2008), 2014–2016 (2015), and 2020–2022 (2023). Data for child mortality are from 2000, 2008, 2015, and 2021 (2023). See [Methodology](#) for the formula for calculating GHI scores and the sources from which the data are compiled.